

Utah Ranked Choice Voting Case Study: Payson and Vineyard



In 2018, Utah passed a new bipartisan law allowing Utah municipalities to pilot ranked choice voting (RCV). Two Utah towns opted in for the 2019 pilot: Payson and Vineyard.

ABOUT THE PILOT:



Population 20,000



Population 10,000

Election Rotation



2013

Mayoral & City Council

2015

City Council Only

2017

Mayoral & City Council

2019

City Council Only

PREVIOUS ELECTION PROCESS:

BEFORE

Non-Partisan Election
Two Elections: Primary and General Election

AUGUST

Empty	Empty	Empty	Empty	Empty	Empty	Empty

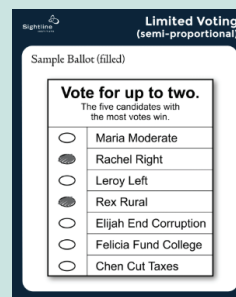
Primary Election

NOVEMBER

Empty	Empty	Empty	Empty	Empty	Empty	Empty

General Election

Bloc Voting: Each voter can choose 2-3 candidates, but not ranked.



RANKED CHOICE VOTING PILOT:

Non-Partisan Election
One Ranked Choice Voting Election

NOVEMBER

Empty	Empty	Empty	Empty	Empty	Empty	Empty

General Election

Ranked Choice Voting: Voters can rank their choices according to their preference choosing a 1st, 2nd, 3rd, etc. choice.

	Preference Ranking			
	1st Choice	2nd Choice	3rd Choice	4th Choice
Candidate A	●	○	○	○
Candidate B	○	○	○	●
Candidate C	○	○	●	○
Candidate D	○	●	○	○

AFTER

2019 ELECTION:



5 compete for 3 seats



VINEYARD
STAY CONNECTED

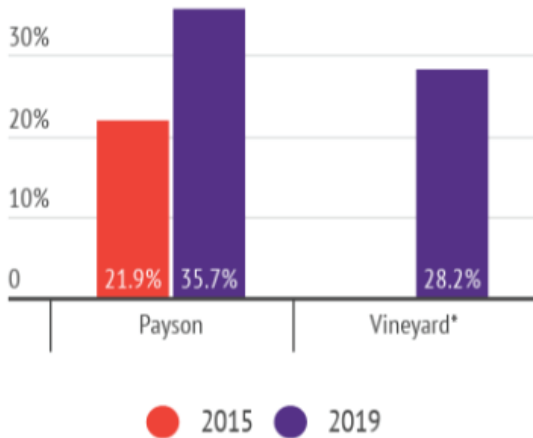
7 compete for 2 seats



2019 ELECTION TAKEAWAYS:

Increased Voter Turnout with RCV:

The last council-only election year was in 2015. That year, Payson's turnout was 21.9% of registered voters. In 2019, turnout was up dramatically, to **35.7%**.

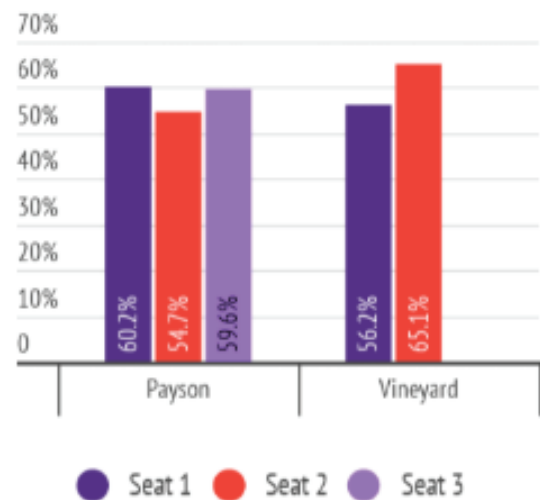


*Note: In 2015, Vineyard's voters were not counted because there were only 416 registered voters. 2017 is not included because it was an anomaly due to a mayoral election AND a special election for the District 3 seat (vacated by Jason Chaffetz) leading to a 45% turnout rate.

Clear Winner with over 50% of Vote

Each winning candidate won a majority vote.

Each candidate earned at least 51.4% of the vote



Easy to Understand:

Over 90% of Votes Counted in Final Round:

Payson	Vineyard
94.2% of votes remained active until final round	92.1% of ballots remained active through final round

Voters Utilized the Ranking System:

Payson	Vineyard
92% % of voters that ranked more than one candidate on the ballot	91.8%

Ballot Errors:

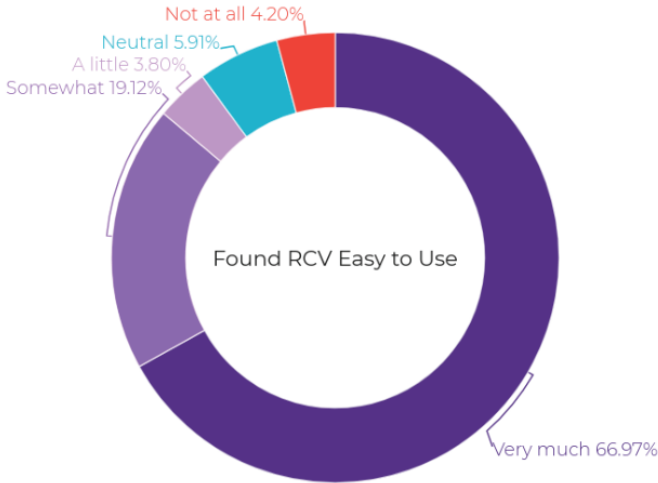
Payson	Vineyard
1.7% (47 ballots)	0.5% (6 ballots)

POSITIVE VOTER EXPERIENCE

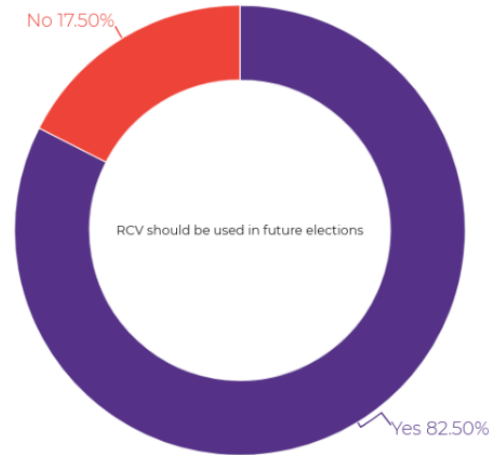
Voters:

86% said they found RCV
"VERY MUCH" or "SOMEWHAT EASY TO USE."

ONLY 4.2% found it
"NOT AT ALL" easy to use



82.5% said
RCV SHOULD BE USED IN FUTURE
ELECTIONS



*238 voters participated, 128 from Payson and 110 from Vineyard

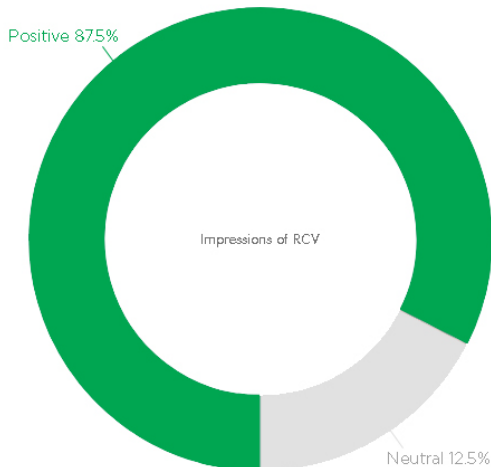
POSITIVE CANDIDATE EXPERIENCE

Impressions of Ranked Choice Voting:

"WHAT ARE YOUR IMPRESSIONS OF RANKED CHOICE VOTING?"

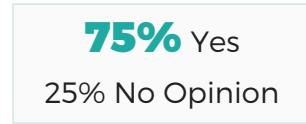
87.5% of respondents reported a positive impression of RCV.

No candidates report a negative impression.



Continuing to Use Ranked Choice Voting:

"DO YOU THINK YOUR CITY SHOULD CONTINUE TO USE RANKED CHOICE VOTING IN YOUR MUNICIPAL ELECTION?"



No candidate expressed a preference for returning to the other way

Candidates said:

"I really like the approach and think it should be adopted by more cities."

"I loved it! It's easy and makes a lot of sense."

IS YOUR CITY READY TO LEARN MORE ABOUT RANKED CHOICE VOTING?
CONTACT STAN LOCKHART AT 801-368-2166